



How to Set up your Password

Step 1

- Goto <https://www.gibintbank.gi/> click "Account Login".

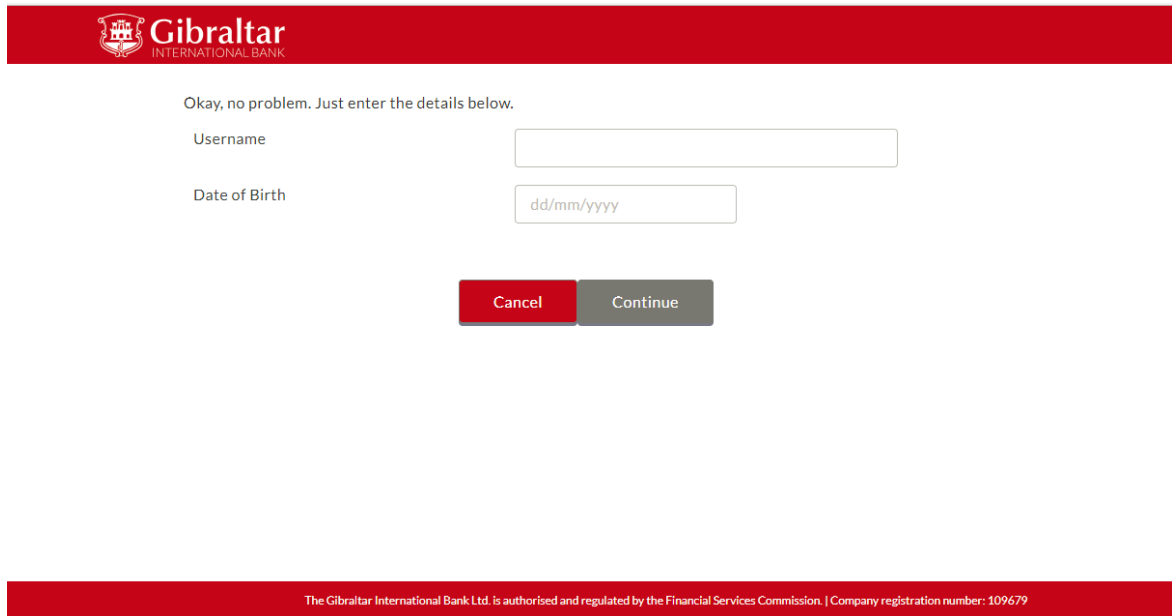


- Please Navigate to the 'Forgot Password' link which can be found on the 'Login' page
- Click on Forgot Password.



Step 2

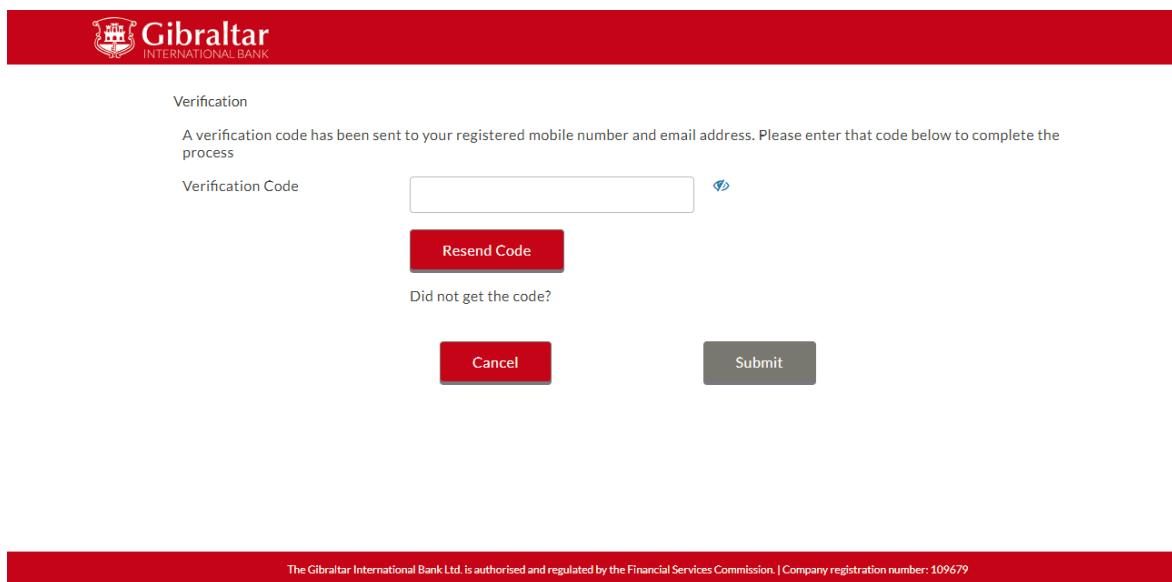
- Please enter your Username and Date of birth as illustrated in screen shot below:



The screenshot shows the Gibraltar International Bank logo at the top left. Below it, the text reads "Okay, no problem. Just enter the details below." There are two input fields: "Username" and "Date of Birth". The "Date of Birth" field has a placeholder "dd/mm/yyyy". At the bottom of the form area, there are two buttons: "Cancel" (red) and "Continue" (grey). A red footer bar at the bottom contains the text: "The Gibraltar International Bank Ltd. is authorised and regulated by the Financial Services Commission. | Company registration number: 109679".

Step 3

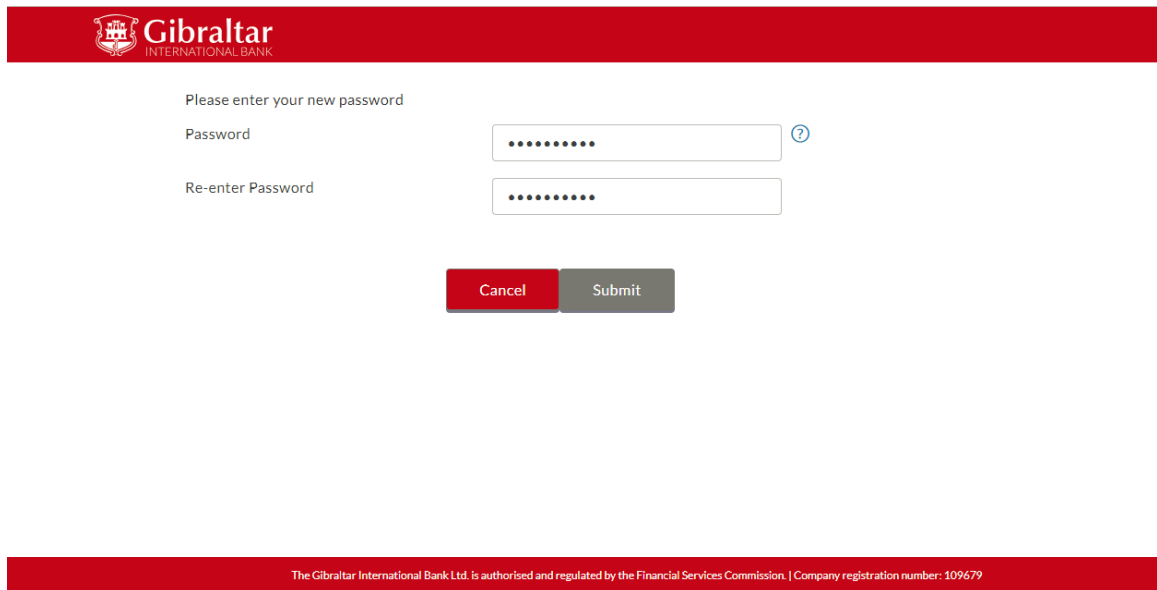
- Click continue, a One-Time Password ('OTP') will be sent to you via SMS and email.
- Please enter the OTP you have received in the 'Verification Code' box as illustrated in the screen shot below:



The screenshot shows the Gibraltar International Bank logo at the top left. Below it, the text reads "Verification". Underneath, it says "A verification code has been sent to your registered mobile number and email address. Please enter that code below to complete the process". There is a "Verification Code" input field with a blue eye icon to its right. Below the input field is a red "Resend Code" button. Further down, the text "Did not get the code?" is displayed. At the bottom of the form area, there are two buttons: "Cancel" (red) and "Submit" (grey). A red footer bar at the bottom contains the text: "The Gibraltar International Bank Ltd. is authorised and regulated by the Financial Services Commission. | Company registration number: 109679".

Step 4

- Click the submit button.
- You will now be prompted to set your password, as illustrated in the screen shot below:
 - This password should be 8 to 16 characters in length.
 - The password should contain at least 1 number(s), 1 uppercase letter(s), 1 lowercase letter(s) and 1 special character(s).
 - The special characters allowed in the password as @\$%.



The screenshot shows the Gibraltar International Bank logo at the top left. Below it, the text "Please enter your new password" is displayed. There are two input fields: "Password" and "Re-enter Password". The "Password" field has a question mark icon to its right. At the bottom, there are two buttons: "Cancel" and "Submit".

Please enter your new password

Password ?

Re-enter Password

The Gibraltar International Bank Ltd. is authorised and regulated by the Financial Services Commission | Company registration number: 109679

Step 5

- On click of submit, password will be reset.
- You can now login with the new password you have set.



Successful!

Your password has been reset

Login

Step 6

- After clicking the Login button you will be redirected to the original Login Page.
- Input your new log in details here and click Submit.
- A One-Time Password ('OTP') will be sent to you via SMS and email.
- Input this OTP in the 'Verification Code' field and click on Submit to complete the Password Set-Up process and continue to access your Online Banking account.



Verification

A verification code has been sent to your registered mobile number and email address. Please enter that code below to complete the process

Verification Code



Resend Code

Did not get the code?

Cancel

Submit